

AFGHANISTAN

HUMANITARIAN NEEDS AND RESPONSE PLAN 2026

OVERVIEW















In 2026, an estimated 21.9 million people—45 per cent of Afghanistan's population—will require humanitarian assistance. While this represents a modest 4 per cent decrease from 2025, needs remain among the highest globally in a non-conflict setting. Humanitarian conditions continue to be driven by deep structural vulnerability, worsening food insecurity, and recurrent shocks, including climate-driven drought, large-scale returnee inflows, frequent earthquakes and floods, multiple disease outbreaks, and severe protection risks, especially for women and girls.

Food insecurity has deteriorated sharply. In 2026, 17.4 million people are projected to face acute food insecurity, including 4.7 million in IPC Phase 4 (Emergency)—more than double the figure recorded last year. At the same time, drought conditions persist, with 12 provinces severely affected and 3.4 million people already impacted. Under anticipated La Niña conditions, below-average rainfall and above-average temperatures are forecast into early 2026.

Protection risks remain acute and are expected to intensify due to the enforcement of existing restrictions on women and girls by the de facto authorities and the introduction of new ones, alongside persistent explosive ordnance contamination, gender-based violence, child labour and early marriage. On average, around 50 people are killed or injured each month by explosive ordnance. Mass cross-border returns further compound needs: more than 2.61 million Afghans returned from Iran and Pakistan in 2025 alone, placing significant pressure on host communities, basic services and livelihoods.

In response, humanitarian partners will prioritize 17.5 million people for assistance in 2026—around 80 per cent of those in need—through a coordinated response costing US\$1.71 billion. Assistance will focus on life-saving and protective interventions, including food, shelter, healthcare, nutrition, safe water, hygiene, and multi-purpose cash support, prioritizing inter-sector severity 4 areas where life-threatening needs are most acute and intersect.

NEEDS AND RESPONSE BY SECTOR

SECTOR	PEOPLE IN NEED	PLANNED REACH	REQUIREMENTS (US\$)
 Education	7.1M	 614k	60M I
 Emergency Shelter & NFI	4.2M	 881k	160.3M I
 Food Security & Agriculture	17.4M	 11.9M	651.1M ■
 Health	14.4M	 7.2M	190.8M ■
 Nutrition	7.5M	 5.7M	298M ■
 Protection	15M	 5.3M	136.5M ■
 Water, Sanitation & Hygiene	15.9M	 7.8M	163.3M ■

STRATEGIC OBJECTIVES

1 Saving Lives & Alleviating Suffering: Reduce crisis-related morbidity and mortality through principled, rapid, quality, inclusive, safe, dignified and accountable life-saving assistance.

 **14.9M** people targeted  **7.5M**  **506K**  **1.4M**

2 Protecting Safety and Rights: Protect the safety, dignity, and rights of crisis-affected people, in line with international law and standards.

 **6.3M** people targeted  **3M**  **502K**  **213K**

3 Sustaining Lives and Livelihoods: Enable equitable and sustained access to essential services and livelihoods to preserve dignity, promote resilience and self-reliance for crisis-affected people, and reduce the risk of resorting to harmful and irreversible coping mechanisms.

 **6.3M** people targeted  **3.1M**  **213K**  **582K**

 **21.9 MILLION**
PEOPLE IN HUMANITARIAN NEED

 **17.5 MILLION**
PLANNED REACH

 **US\$1.71 BILLION**
FUNDING REQUIRED

Funding requirements also includes: \$14.7M for Aviation, 24.7M for Coordination and Common Services, and \$14.7M for Multi-Purpose Cash.

Photo: ©FAO/Hashim Azizi

SEVERITY, NEEDS AND PLANNED REACH

PLANNED REACH

↓ ↓ **17.5 MILLION**
People

♀ **24%**
Women

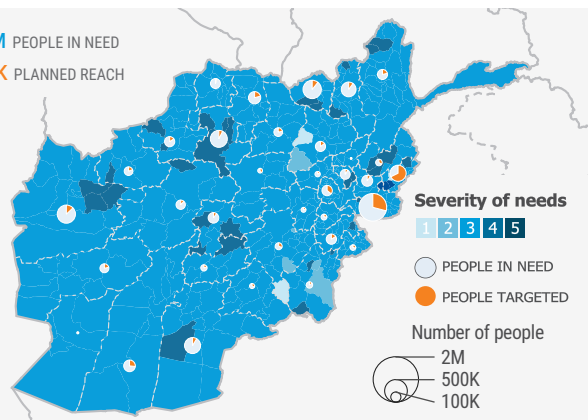
♂ ♂ **52%**
Children

👴 **3%**
Elderly (65+)

♿ **9%**
People with disabilities

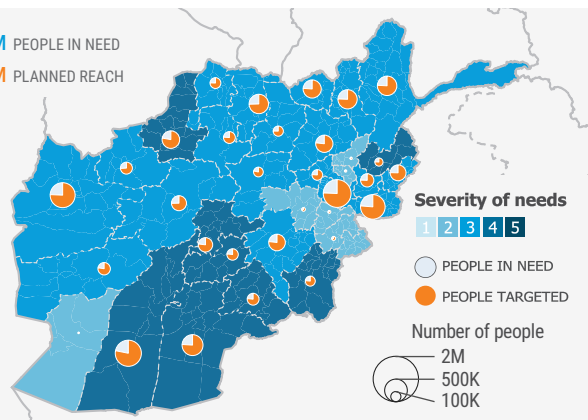
Emergency Shelter & NFI

4.2M PEOPLE IN NEED
881K PLANNED REACH



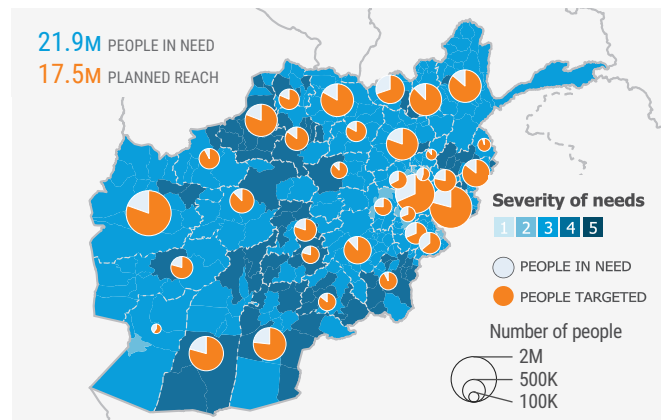
Nutrition

7.5M PEOPLE IN NEED
5.7M PLANNED REACH



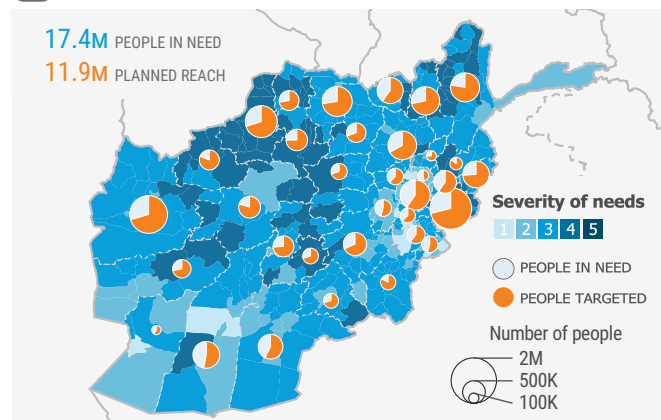
Overall people in need and planned reach

21.9M PEOPLE IN NEED
17.5M PLANNED REACH



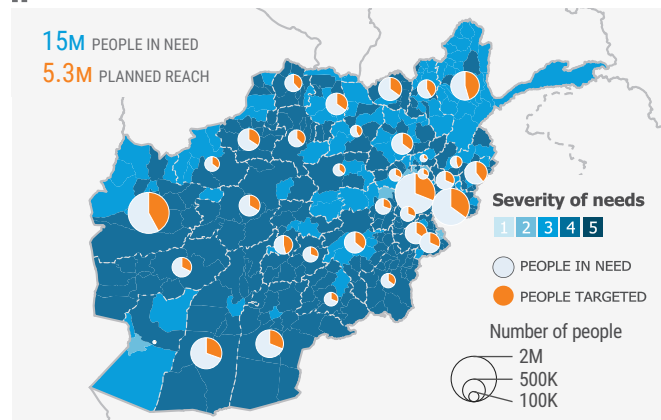
Food Security & Agriculture

17.4M PEOPLE IN NEED
11.9M PLANNED REACH



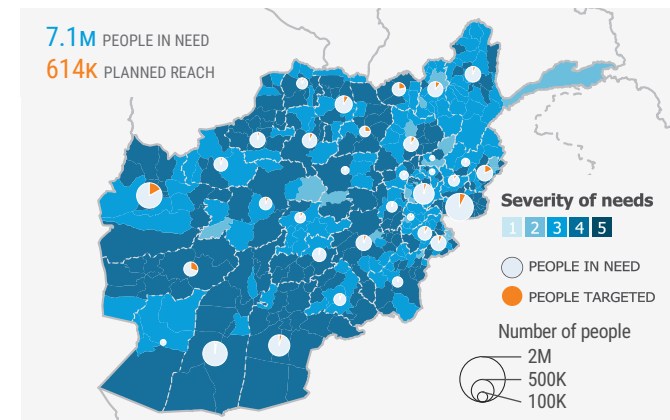
Protection

15M PEOPLE IN NEED
5.3M PLANNED REACH



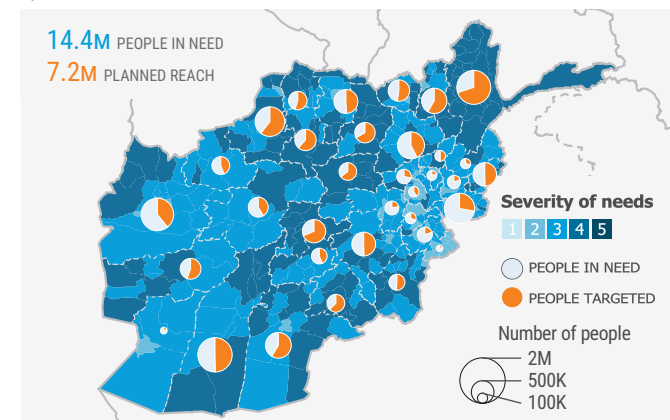
Education

7.1M PEOPLE IN NEED
614K PLANNED REACH



Health

14.4M PEOPLE IN NEED
7.2M PLANNED REACH



Water, Sanitation & Hygiene

15.9M PEOPLE IN NEED
7.8M PLANNED REACH

